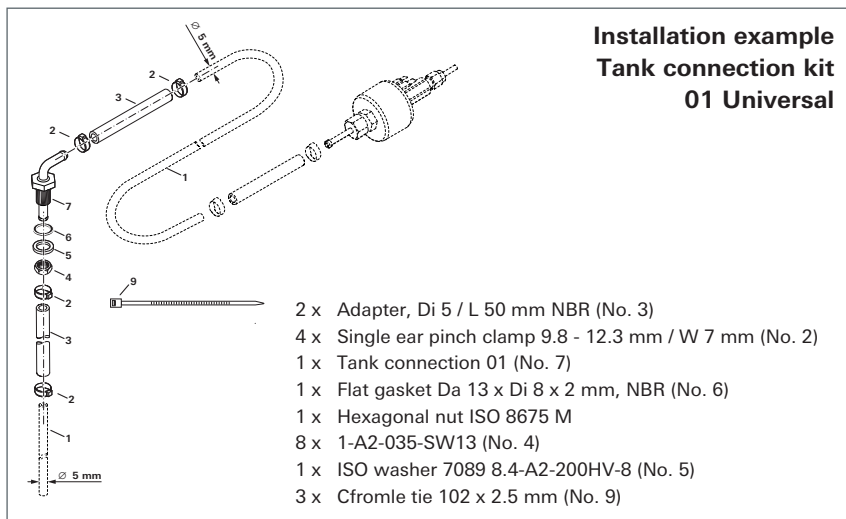


# Product information

## Combi D next generation tank connection kits – Juli 2022



Various vehicle-specific tank connection kits (TCK) are available from Truma in order to simplify connection of the Combi D next generation to the diesel tank. Detailed installation instructions are included in the scope of supply.

### Allocation based on vehicle type (subject to changes and amendments)

Vehicle manufacturer	Model	Tank size in litres	Fuel tank sensor without prepared fuel supply	Fuel tank sensor with prepared fuel supply		Prepared fuel supply is in use, e.g. for auxiliary heater
				with SAE connector	without SAE connector	
Fiat Automobil AG Citroen Peugeot	Ducato 250 <sup>(1)</sup>	90 (up to Euro 5)	TCK 01 / 09	– <sup>(4)</sup>	TCK 03	TCK 10 <sup>(3)</sup>
	Jumper <sup>(1)</sup>	90 (from Euro 5)	TCK 01 / 09 / 11	– <sup>(4)</sup>	TCK 03	TCK 10 <sup>(3)</sup>
	Boxer <sup>(1)</sup>					
		120	TCK 01 / 11	– <sup>(4)</sup>	TCK 03	TCK 10 <sup>(3)</sup>
Iveco Magirus AG	Daily (from con. Yr. 2007, struct. identical to Euro Chassis)	–	TCK 01	– <sup>(4)</sup>	TCK 03	TCK 06
Renault	Master up to 04/2010	–	TCK 01 / 09 <sup>(2)</sup>	–	TCK 03	TCK 10 <sup>(3)</sup>
	Master from 05/2010	80 / 100	TCK 06 <sup>(6)</sup>	–	–	TCK 10 <sup>(3)</sup>
	Traffic from 2014	–	TCK 06 <sup>(6)</sup>	–	–	TCK 10 <sup>(3)</sup>
Ford-Werke GmbH	Transit	80	–	–	TCK 05 <sup>(5)</sup>	TCK 06
Mercedes Benz	Sprinter 906 / 907 <sup>(2)</sup>	75	TCK 01 <sup>(2)</sup>	–	TCK 05 <sup>(2)</sup>	TCK 06
		100	TCK 01 <sup>(2)</sup>	–	TCK 05 <sup>(2)</sup>	TCK 06
	Crafter up to 2016 <sup>(2)</sup>	75	TCK 01 <sup>(2)</sup>	–	TCK 07 <sup>(2)</sup>	TCK 06
		100	–	–	TCK 07 <sup>(2)</sup>	TCK 06
Volkswagen	Crafter from 2017 <sup>(2)</sup>	63 / 75	TCK 01 <sup>(2)</sup>	–	TCK 07 <sup>(2)</sup>	TCK 10 <sup>(3)</sup>
	T5	–	TCK 01 <sup>(2)</sup>	–	TCK 07 <sup>(2)</sup>	TCK 06
	T6	–	TCK 01 <sup>(2)</sup>	–	TCK 07 <sup>(2)</sup>	TCK 06
MAN	TGE	–	TCK 01 <sup>(2)</sup>	–	TCK 07 <sup>(2)</sup>	TCK 06

<sup>(1)</sup> from Euro chassis

<sup>(2)</sup> it may be necessary to lower the vehicle tank in order to install the tank connection kit

<sup>(3)</sup> for connection with fuel lines installed on the vehicle  $\varnothing 5 \times 1.5$  mm

<sup>(4)</sup> direct connection of the Truma fuel line with the SAE connector installed on the vehicle

<sup>(5)</sup> with the option selected on the vehicle side „Camper Package“ (August 2009)

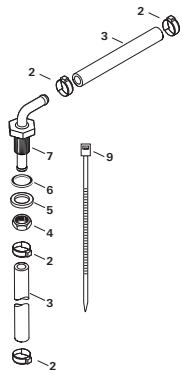
<sup>(6)</sup> approval for installation in the return line of the vehicle applies exclusively to referenced chassis.

Installation of the tank connection kits in return line of the chassis must be carried out according to the Renault installation guideline.

# Tank connection kits - scope of supply

34601- 01

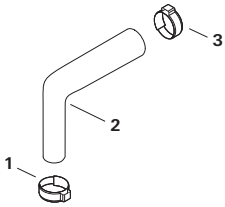
## TCK 01 - Tank connection kit 01 Universal\*



- 4 x **Single ear pinch clamp** 9.8 - 12.3 mm / W 7 mm (No. 2)
- 2 x **Adapter**, Di 5 / L 50 mm NBR (No. 3)
- 1 x **Hexagonal nut ISO 8675** M8x1-A2-035-SW13 (No. 4)
- 1 x **ISO washer 7089 8**, 4-A2-200HV-8 (No. 5)
- 1 x **Flat gasket** Da 13 x Di 8 x 2 mm, NBR (No. 6)
- 1 x **Tank connection 01** (No. 7)
- 3 x **Cfromle tie** 102 x 2.5 mm (No. 9)

34601- 03

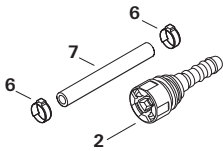
## TCK 03 - Tank connection kit 03



- 1 x **Single ear pinch clamp** 9.8-12.3 mm / W 7 mm (No. 1)
- 1 x **Adapter elbow** Di 3.5/5 mm NBR (No. 2)
- 1 x **Single ear pinch clamp** 8-9.5 mm / W 7.4 mm (No. 3)

34601- 05

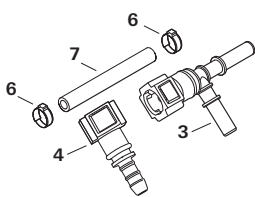
## TCK 05 - Tank connection kit 05



- 1 x **SAE connector** 7.89 x 5.5 180° (No. 2)
- 2 x **Single ear pinch clamp** 9.8-12.3 mm / W 7 mm (No. 6)
- 1 x **Adapter** Di 5 / L 50 mm NBR, (No. 7)

34601- 06

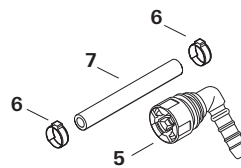
## TCK 06 - Tank connection kit 06



- 1 x **SAE connector** 7.89 x 7.89 x 7.89 T-piece (No. 3)
- 1 x **SAE connector** 7.89 x 5.5 180° (No. 4)
- 2 x **Single ear pinch clamp** 9.8-12.3 mm / W 7 mm (No. 6)
- 1 x **Adapter** Di 5 / L 50 mm NBR, (No. 7)

34601- 07

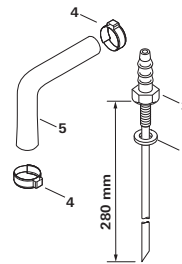
## TCK 07 - Tank connection kit 07



- 1 x **SAE connector** 7.89 x 5.5 90° (No. 5)
- 2 x **Single ear pinch clamp** 9.8-12.3 mm / W 7 mm (No. 6)
- 1 x **Adapter** Di 5 / L 50 mm NBR, (No. 7)

34601- 09

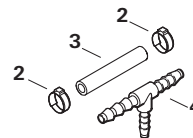
## TCK 09 - Tank connection kit 09\*\*



- 1 x **Seal** Discharge lance (No. 1)
- 1 x **Discharge lance cpl.** 280 mm (No. 3)
- 2 x **Single ear pinch clamp** 9.8 - 12.3 mm (No. 4)
- 1 x **Adapter** Ø (inner) 5 mm / L 50 mm NBR (No. 5)

34601- 10

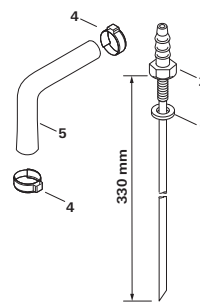
## TCK 10 - Tank connection kit 10



- 6 x **Single ear pinch clamp** 9.8-12.3 mm / W 7 mm (No. 2)
- 3 x **Adapter** Di 5 / L 50 mm NBR (No. 3)
- 1 x **T-piece** TB 5 x 5 x 5 mm (No. 4)

34601- 11

## TCK 11 - Tank connection kit 11\*\*



- 1 x **Seal** Discharge lance (No. 1)
- 1 x **Discharge lance cpl.** 330 mm (No. 2)
- 2 x **Single ear pinch clamp** 9.8 - 12.3 mm (No. 4)
- 1 x **Adapter** Ø (inner) 5 mm / L 50 mm NBR (No. 5)

\* For installation, the tank sensor must be removed

\*\* The tank sensor **does not** need to be removed for installation

Subject to technical changes.

Truma Gerätetechnik GmbH & Co. KG  
Wernher-von-Braun-Strasse 12  
85640 Putzbrunn, Germany  
Phone +49 (0)89 4617- 2020  
customer@truma.com

www.truma.com



More comfort on the move